



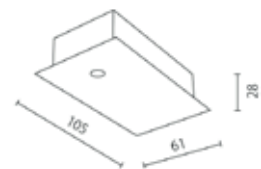
TIMBER PENDEL DIRECT - STAND ALONE

| | | 3000K | |
|------------------|-----|--------|---------|
| A8-660PL.112.x.y | 35W | 3680Lm | 1129 mm |
| A8-660PL.140.x.y | 44W | 4600Lm | 1409 mm |
| A8-660PL.168.x.y | 51W | 5500Lm | 1689 mm |
| A8-660PL.196.x.y | 60W | 6440Lm | 1969 mm |
| A8-660PL.224.x.y | 67W | 7360Lm | 2249 mm |
| A8-660PL.252.x.y | 75W | 8280Lm | 2529 mm |
| A8-660PL.280.x.y | 82W | 9200Lm | 2809 mm |

Ook leverbaar in:
- Dali
- Switch Dim

PLAFONDAFDEKKING*

| | |
|------------|-------|
| A6-019H.06 | zwart |
| A6-019H.08 | wit |

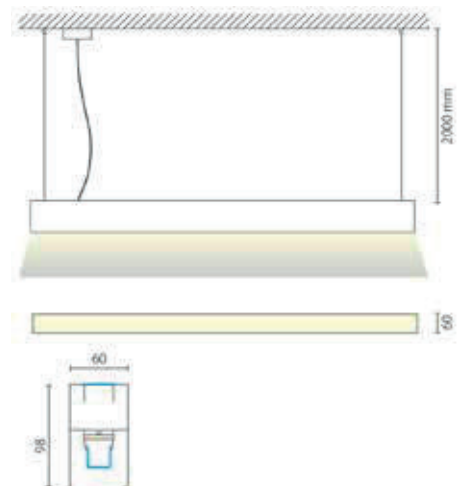


Inclusief eindkappen en ophanging
* Plafondafdekking apart te bestellen

x=27: 2700K x=30: 3000K x=40: 4000K

y=kleur profiel/kleur binnenreflector

| | |
|--------------------|----------------------|
| y=08.06: wit/zwart | y=06.06: zwart/zwart |
| y=08.08: wit/wit | y=06.08: zwart/wit |
| y=08.13: wit/goud | y=06.13: zwart/goud |



TIMBER



TIMBER

TIMBER PENDEL DIRECT / INDIRECT - STAND ALONE

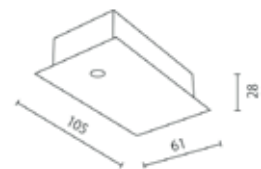
3000K

| | | | |
|--------------------|------|----------|---------|
| A8-660PL.2.112.x.y | 66W | 2x3450Lm | 1129 mm |
| A8-660PL.2.140.x.y | 82W | 2x4370Lm | 1409 mm |
| A8-660PL.2.168.x.y | 98W | 2x5290Lm | 1689 mm |
| A8-660PL.2.196.x.y | 114W | 2x6210Lm | 1969 mm |
| A8-660PL.2.224.x.y | 130W | 2x7135Lm | 2249 mm |
| A8-660PL.2.252.x.y | 145W | 2x8050Lm | 2529 mm |
| A8-660PL.2.280.x.y | 160W | 2x8975Lm | 2809 mm |

Ook leverbaar in:
- Dali
- Switch Dim

PLAFONDAFDEKKING*

| | |
|------------|-------|
| A6-019H.06 | zwart |
| A6-019H.08 | wit |



Inclusief eindkappen en ophanging
* Plafondafdekking apart te bestellen

x=27: 2700K x=30: 3000K x=40: 4000K

y=kleur profiel/kleur binnenreflector

| | |
|--------------------|----------------------|
| y=08.06: wit/zwart | y=06.06: zwart/zwart |
| y=08.08: wit/wit | y=06.08: zwart/wit |
| y=08.13: wit/goud | y=06.13: zwart/goud |

